



District Report Card: 2017


State: Bihar	District: Sitamarhi
Class: 8	Subject: Language
Schools: 50	Students: 1172


Participation/Coverage


Students

<div>GENDER</div> <div></div>	Boys				Girls			
	Number		%		Number		%	
	557		47.53		615		52.47	

<div>AREA</div> <div></div>	Rural				Urban			
	Number		%		Number		%	
	1117		95.31		55		4.69	

<div>CATEGORY</div> <div></div>	SC		ST		OBC		GEN	
	Number	%	Number	%	Number	%	Number	%
	157	13.40	5	0.43	894	76.28	116	9.90

<div>CWSN</div> <div></div>	LD	VI	HI	S&LD	ID	Oth
	2	1	1	2	1	18

<div>Management</div> <div></div>	Government				Government-aided			
	Number		%		Number		%	
	1172		100.00		0		0.00	

Average Performance of Students in Language (%)

Overall	Gender		Area		Management		Social Group			
	Male	Female	Rural	Urban	Govt.	Aided	SC	ST	OBC	GEN
58.47	59.55	57.50	58.63	55.27	58.47	0.00	57.03	69.33	58.73	57.93

Performance on Learning Outcomes (LOs)

Learning Outcomes	Description	Average Performance(%)
L813	Read textual/non-textual materials with comprehension and identifies the details, characters, main idea and sequence of ideas and events while reading	58.47

Range of Performance of Students who Answered Correctly							
Below 30%		30% - 50%		50% - 75%		Above 75%	
Number	%	Number	%	Number	%	Number	%
200	17.06	206	17.58	426	36.35	340	29.01

Lowest Performing Learning Outcomes (LOs)

1 - Read textual/non-textual materials with comprehension and identifies the details, characters, main idea and sequence of ideas and events while reading (58.47)